

# IPC series

## MODEL NUMBER

Part Number	PFC	P/out	P/peak	80plus	Vin
MN-P450-4081	A/PFC	450.0W	500.0W	82+	100-240Vac

## FEATURES

- Dual Forward Converter design architecture
- Active PFC, power factor value  $\geq 0.96$
- conform to intel 2013 new standard
- Support Intel Core i5 & i7 series CPU
- Support AMD Athlon 64x4 CPU
- Multiple protection, OVP/UVP/SCP/OCP/OPP
- 90~264Vac wider AC input range to cope with voltage instability
- Meet Eup 2013
- $\geq 85\%$  high efficiency 50%loads
- Super Low Ripple & Noise
- Intelligent Fan Control
- High Quality capacitors



CASE:190\*100\*40.5

## GENERAL SPEC.

Hold-up Time: 17mS at 115Vac/60Hz or 230Vac/50Hz

Dimensions: 190\*100\*40.5(mm) 4CM FAN

High reliability MTBF :  $\geq 100,000$  at 25 degree celsius

Output Rise Time: 0.1~20mS

## ENVIRONMENTAL SPEC.

Operating Temperature: 0~50°C

Storage Temperature : -20~70°C

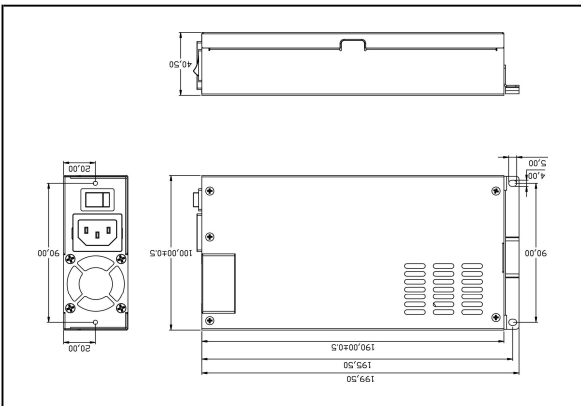
## OUTPUT CURRENT CAPACITY

Voltage	+5V	+3.3V	+12V	-12V	+5Vs
Regulation	$\pm 5\%$	$\pm 5\%$	$\pm 5\%$	$\pm 10\%$	$\pm 5\%$
Min Load	0.00A	0.00A	0.50A	0.00A	0.10A
Max Load	18.00A	18.00A	33.00A	0.50A	3.00A
Peak Load	20.70A	20.70A	38.00A	---	---
Ripple & Noise	50mv	50mv	120mv	120mv	50mv
Combined	120.0W		396.0W	3.6W	10.0W

## SAFETY: CB, CE, CCC, BSMI, UL/CUL



## OUTLINE DRAWING.



## INPUT SPEC.

Input Voltage Range: 100~264Vac

Input Frequency Range: 47~63Hz

Input Current: 8A MAX at 90Vac

Leakage Current: 3.5mA at 264V

PFC (Harmonic): Meet IEC6100-3-2 Class D

EMI/RFI: CISPR 22 Class B

## OUTPUT SPEC.

Rated Output Power: 450.0W

Peak Output Power: 500.0W

Efficiency: 82%+@20%, 85%+@50%, 82%+@100% loads

OVP: +12V:15.5V, +5V:6.5V, +3.3V:4.3V

UVP: +12V:9.5V, +5V:3.7V, +3.3V:2.4V







OCP: +12V/39A, +3.3V/24A, +5V/24A

OPP: 540.00W ~~~~ 675.00W

SCP: Latch Off All Main Outputs Reset by

Cycling On/Off Control or Ac Power

## CABLING CONNECTOR

	<b>ATX20+4PIN</b> 1PCS		<b>HDD 4PIN</b> 3PCS
	<b>ATX12V 4 PIN</b> 1PCS		<b>SATA 5PIN</b> 4PCS
	<b>PCI-E 6PIN</b> 0PCS		<b>FDD 4PIN</b> 0PCS